



Find a Restful Retreat with Your Gooseneck Horse Trailer

Enjoy the extra space, convenience, and top safety features of a gooseneck horse trailer with sleeping quarters.

What Sets Gooseneck Trailers From Double D Trailers Apart?

Safest Rear Tack in the Industry

Most slant load trailers have a narrow rear door beside a stationary tack area. The confined space can be extremely dangerous and scary for the horse. With our SafeTack design, an enclosed tack storage area can swing out like a second door leaving a wide open loading zone.

\$395 Flat Rate Nationwide Shipping

Delivery can also be arranged for other countries.

V-Style Aerodynamic Gooseneck

Enjoy a greater turning radius behind your tow vehicle and increased gas mileage. Never again shatter the glass on the back of your truck because of a flat-faced trailer.

Smart Match Towing

A poorly leveled trailer can cause uneven tire wear and a bumpy ride. We insure you have enough clearance over the tailgate of your truck so the trailer will tow level and your truck's side panels won't get damaged.

Custom Trailers with Reverse Load Options

Customize your gooseneck design to fit your specific horses and needs. Learn about reverse load options so your horse can travel with less stress and fatigue.

Top Safety Features

Our trailers feature SafeTack Design, SafeKick walls, SafeBump roof, Rivet-free skin, and more to provide a cool, quiet, and comfortable ride for your horses.

Start designing your trailer *today* with our FREE finder tool!



Since 1997, custom horse trailers from Double D Trailers have provided the most innovative safety features in the industry.

Details that Make a Difference: How We Raise the Bar for Horse Trailers

Oftentimes, it's the 'little' things that make the biggest difference. From hitch to bumper, we've looked at every detail to make it safe, easy to use, and durable. Here are just a few of those little details that help us create a higher standard for horse trailers.

Z-Frame Technology – Brittle aluminum horse trailers are not strong enough to withstand the force of an accident. They crumple like an old soda can. Our patented Z-Frame design uses a special zinc alloy to provide superior strength in a lightweight design. The walls of your new trailer are made of rivet-free 16-gauge galvanite that is 5 times stronger than 0.04 weight aluminum. Overall, you'll get a lightweight trailer that is stronger than aluminum and provides the same durability.

Easy Window Latches – We've moved the latching mechanism on the trailer windows to a lower position so they can be more easily reached.

Self-Watering Tank - Add a self-watering tank system to your trailer so your horses can stay hydrated throughout the trip.

On-Board Cameras – Do you want to keep an eye on your horses during the trip? Add an on-board camera so you can watch them while you travel.

No Rattle Partitions – We've secured all loose components inside the trailer to cut down on noise and stress for the horses.

Horse Friendly Interior – No horse likes a hot and dark trailer. That's why we've painted the interior of the trailer white to reduce reflected heat. We maximized air flow with large windows and tubular head dividers. A fully insulated trailer and ceiling help control the temperature to prevent excess sweating and dehydration.

Tail Lights – The trailer's rear tail lights have been moved to a higher position for maximum visibility for following traffic.

Easy Lift Ramps – You won't strain your back lifting our spring-assisted ramps.

And so much more...



Start designing
your trailer *today*
with our FREE
finder tool!

Is a Gooseneck Horse Trailer Right for You?

Do you want a horse trailer sleeping quarters?

Spending hours or days at a horseshow can be exhausting. The 'gooseneck' space which hangs over the back of your tow vehicle is the perfect place to take a power nap or spend the entire night to avoid the expense of a hotel.

How many horses will you haul?

If you only need to trailer one or two, then a bumper pull horse trailer may be a good fit for you behind an adequately equipped tow vehicle. If more horses make you merrier, then explore our gooseneck options.

What are your tow vehicle capabilities?

If you are planning to use your current tow vehicle, you'll need to determine how much weight it can safely haul. Ideally you would want to purchase the trailer first and purchase a new tow vehicle afterwards to safely handle the load. However, this is not always possible. If you are restricted to your current vehicle, then make sure it is able to handle a gooseneck trailer's higher tow rating requirements.



Start designing your trailer *today* with our FREE finder tool!

Get the Most Out of Your Gooseneck Horse Trailer

The sleeping quarters at the front of your gooseneck trailer will become a shaded retreat on those long and hot days at the show. Stock your area with cool beverages, a comfy mattress and supplies to get you through your day.

As with the rest of your new trailer, this private dressing room is completely customizable. Many choose to add increased head room over the gooseneck sleeping area. You can also add custom clothing hooks, storage compartments, or wall grid organizer panels to keep your equipment organized and clean.

Want a little more? Consider “**The Basics Living Quarter**” trailer model for a bit more comfort. *(Details on next page.)*

If camping is your thing, you will love using the gooseneck area as a home away from home. You can leave the leaky tent at home and use the sleeping quarters for overnight trips. An interior access door back to the horse area will allow you to easily check on your horses.

Stay cool with an overhead powered roof vent that will create a pleasant breeze. Add an extendable awning to the side of your trailer to create a shaded area to enjoy the day.



Start designing your trailer *today* with our FREE finder tool!

What Kind of Dressing Room Do You Want?

Next, you need to decide what you want to do with the dressing room portion of your trailer. If you'd like to keep things simple (and less expensive) you can go with a regular dressing room design. Add options like a bench, mattress, or the popular wall-grid organizer to help keep your equipment in order.

If you are interested in a bit more luxury, then you might consider checking out The Basics LQ model. This is our most simple living quarters trailer. Compared to a full living quarters trailer, The Basics LQ is much smaller and less elaborate. For comparison, a full living quarters is defined as a bathroom (with shower/toilet), kitchen (with sink/refrigerator), and sitting area (with a sofa or dinette). The walls and ceiling of a living quarters trailer are fully finished with lighting, padding, and wood molding.

The Basics LQ will typically have a toilet only rather than a full bathroom. It has a handy Cowgirl Shower located in the horse area for private bathing. Then, it will have a few cabinets and running water with unfinished walls and ceiling. Basically, The Basics LQ is like a regular trailer's dressing room with the addition of a few features that make life a bit more convenient without breaking the bank!



	“The Basics LQ” Horse Trailer	Full Living Quarters Horse Trailer
Size	Smaller (4-foot short wall)	Larger (7 to 13-foot short wall options)
Kitchen	Sink Only	Full kitchen with sink, cooking area, and refrigerator
Storage	Few Cabinets	More cabinets with storage throughout
Bathroom	Equipped with a toilet and space saving “Cowgirl Shower” (which lets you bath in private while in the horse area)	Full Bathroom
Sitting Area	None	Full Sitting area with sofa or dinette options
Sitting Area	Mattress over Gooseneck	Mattress over Gooseneck
Walls & Ceiling	Unfinished	Fully finished with lighting, padding, and wood molding.
Cost	Less Expensive	More Expensive

Start designing
your trailer *today*
with our **FREE**
finder tool!

Words from Our Customers...

- ☞ Karen Jones of Newnan, Georgia had this to say about her new SafeTack 2 horse slant gooseneck horse trailer:

I love my new Double D Trailer. First and foremost, I have never experienced personalized customer service of this caliberever, for any product I have purchased. Brad made it so easy and a lot of fun to 'design' my trailer. He worked with me on my own ideas and gave his opinion on what would work and what wouldn't...what would look good and what wouldn't!! Brad arranged for my new trailer to be delivered from the factory in Wisconsin to my home in Georgia. The quality of the workmanship on the trailer is outstanding. I got their own patent pending reverse/forward facing SafeTack 2H Slant Gooseneck. Brad designed a hay/feed room for it and I enlarged the dressing room. I can't wait to haul my horses in it, it is so much roomier than either of my previous 3 trailers! I have one problem loader that loves being able to walk forward in and OUT! I highly recommend Brad and Double D for a great trailer designing experience, extraordinary customer service and a fabulous product!

I have never experienced personalized customer service of this caliber - ever - for any product I have purchased.

- ☞ Terry and Nancy Jennings of Dunlap, TN were also relieved that their 'problem loader' was happier in their new 2 horse gooseneck horse trailer:

Our "problem loader" walked onto the trailer the first time and every time since. I think the step up for him makes him commit to getting on, but the openness of the trailer is really what convinces him it's safe to load. A lot of our friends have stopped by to see the trailer and they've all been impressed with the design features and fit/finish. We trailered home 13 hours and it pulled beautifully no issues, much easier to pull. I love the "Rumber" flooring, no slipping and much easier to clean out. The Safe Tack in the rear of the trailer is by far the best on the market. Easier to load your tack and tack up your horses when you arrive at your riding destination. We compared the Double D trailers to everything else on the market and there is no comparison in our opinion. We love our new trailer and look forward to many great adventures with our horses.



- ☞ Janet Wallace of Elbert, Colorado loves the flexibility of two loading options when camping with her 3 horse gooseneck reverse slant load:

I love this trailer. The horses are very comfortable in it. The variable load/unload options are extremely handy. Many trailheads I trailer to have non trailer friendly parking lots. Being able to load from the side or back and unload either way makes it very safe. I know I will enjoy this trailer for many years to come. Thank You Brad and everyone at Double D.

Start designing your trailer *today* with our FREE finder tool!

How to Get Started: Ordering Your Gooseneck Horse Trailer

All of our Gooseneck Horse Trailers come with a standard set of unique features. Our customers – and their horses – appreciate that we put so much emphasis on safety and comfort. With our gooseneck horse trailers, you'll be able to find the right model to safely and comfortably transport your horses and yourself.



Here's how to get started...

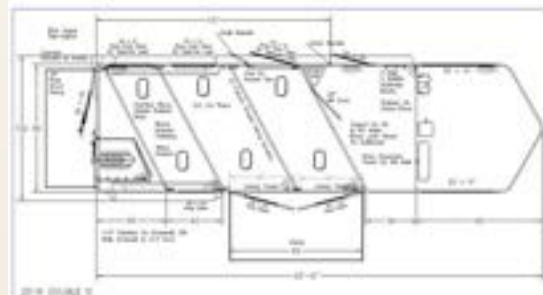
Step 1: Use our FREE Finder Tool – On our homepage, use the FREE Finder Tool to narrow down your horse trailer options.



Step 2: Submit an Online Customization Request - Select on any model and click “Customize” to start designing your trailer. Submit the order with a few details about yourself and you're on your way to a brand new trailer!



Step 3: Our design team will get back to you with a **Detailed Pricing Estimate** to identify any potential problems with your submission.



Step 4: At this point, you will begin a **Detailed Back-and-Forth Conversation** with our experts to refine the design and establish final pricing. We can also discuss your truck's towing capacity to make sure you can safely haul the trailer.

Step 5: Next, you will receive a detailed **CAD Drawing** (like this one on the right) that will act as the blueprint for the trailer construction team.



Step 6: If everything looks good, you can give your **Final Approval and Construction Can Begin**. The trailer is now officially on order.

Step 7: All of the **Final Touches** can be discussed after the trailer construction has started. This includes things like selecting final color choices and finishes that make your trailer one of a kind.

One of the most exciting times for buyers is being connected with their delivery man. He will drive your trailer right to your home for a flat rate delivery fee. You get to give your final ‘thumbs up’ before the delivery man leaves.

Then it's time to load up the horses and start having fun!

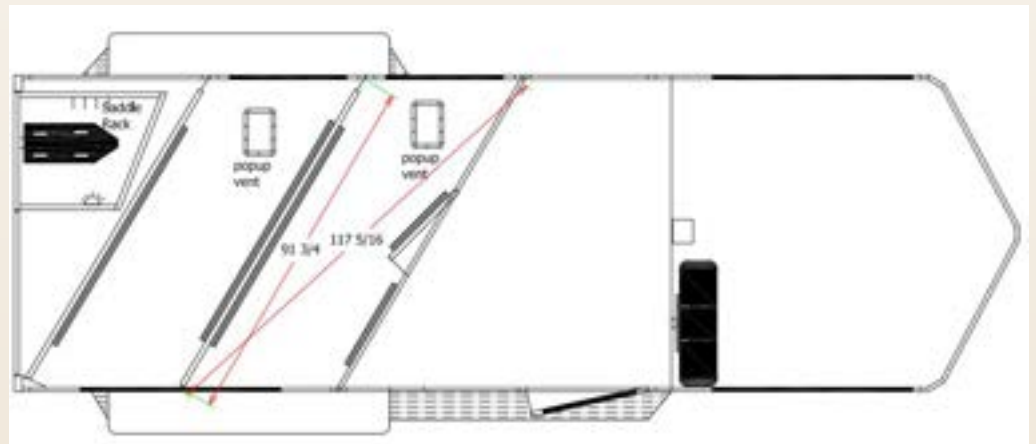
Gooseneck Horse Trailers At-a-Glance

	SafeTack 2 Horse Gooseneck	SafeTack 3 Horse Gooseneck	SafeTack 4 Horse Gooseneck	2 Horse Straight Load Gooseneck
Type	Slant Load	Slant Load	Slant Load	Straight Load
Frame	Z-Frame Technology	Z-Frame Technology	Z-Frame Technology	Z-Frame Technology
Skin Interior and Exterior	16 Gauge Gavalite strong and safe horse area; aluminum exterior	16 Gauge Gavalite strong and safe horse area; aluminum exterior	16 Gauge Gavalite strong and safe horse area; aluminum exterior	16 Gauge Gavalite strong and safe horse area; aluminum exterior
Side Walls	Insulated in horse area for maximum temperature protection and safe, quiet ride	Insulated in horse area for maximum temperature protection and safe, quiet ride	Insulated in horse area for maximum temperature protection and safe, quiet ride	Insulated in horse area for maximum temperature protection and safe, quiet ride
Dividers	Z-Frame Technology with Safety Slam Technology	Z-Frame Technology with Safety Slam Technology	Z-Frame Technology with Safety Slam Technology	Z-Frame Technology with Butt and Chest Bars
Roof	Fiber-composite one-piece no-leak SafeBump roof system	Fiber-composite one-piece no-leak SafeBump roof system	Fiber-composite one-piece no-leak SafeBump roof system	Fiber-composite one-piece no-leak SafeBump roof system
Customization	Full Customization Options	Full Customization Options	Full Customization Options	Full Customization Options
Number of Horses	2H	3H	4-6H	2H
SafeTack Compartment	Yes	Yes	Yes	No
Side Ramp	Side ramp and door are an option	Side ramp and door are an option	Side ramp and door are an option	Side ramp and door are an option
Trailer Width	80" width & 7'4" height standard	80" width & 7'4" height standard	80" width & 7'4" height standard	72" width & 7'6" height
Horse Orientation	Combination Forward or Reverse Facing Option	Combination Forward or Reverse Facing Option	Combination Forward or Reverse Facing Option	Forward Facing Only
Horse Sizes That Can Be Hauled	Comes standard to fit horses up to 15.3H / 1,100 lbs. Can be enlarged to fit 17+H Warmbloods comfortably	Comes standard to fit horses up to 15.3H / 1,100 lbs. Can be enlarged to fit 17+H Warmbloods comfortably	Comes standard to fit horses up to 15.3H / 1,100 lbs. Can be enlarged to fit 17+H Warmbloods comfortably	Comes standard to fit horses up to 16.2H / 1,200lb, Option to fit larger 17+H horses
Flooring	Treated Pine or Rumber	Treated Pine or Rumber	Treated Pine or Rumber	Treated Pine or Rumber
Walls in Horse Area	SafeKick Wall System	SafeKick Wall System	SafeKick Wall System	SafeKick Wall System
Horse Area Padding	Custom Hand Made 2"	Custom Hand Made 2"	Custom Hand Made 2"	Custom Hand Made 2"
Extra Rear Safety Divider	Yes	Yes	Yes	No
Dressing Room	Yes	Yes	Yes	Yes



SafeTack 2 Horse Gooseneck Trailer For Sale

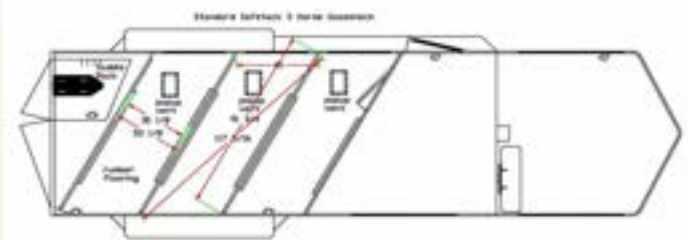
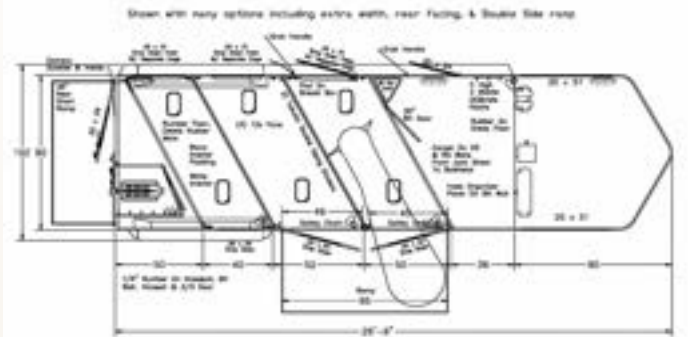
- Z-Frame® technology to create a durable and strong chassis.
- Dressing room and gooseneck area insulated, standard NOT extra!
- Unique, safe and functional rear SafeTack® technology
- Z-Frame® tubular head dividers to create more air flow and less stress on your horses.
- A convenient walk thru door from the dress to the horse area, included at no extra cost
- SafeBump Roof® and SafeKick® Wall Systems to keep your horses protected.
- Reverse Slant Horse Trailer Design available (Often referred to as rear facing design)



Start designing your trailer *today* with our FREE finder tool!

SafeTack 3 Horse Gooseneck Trailer

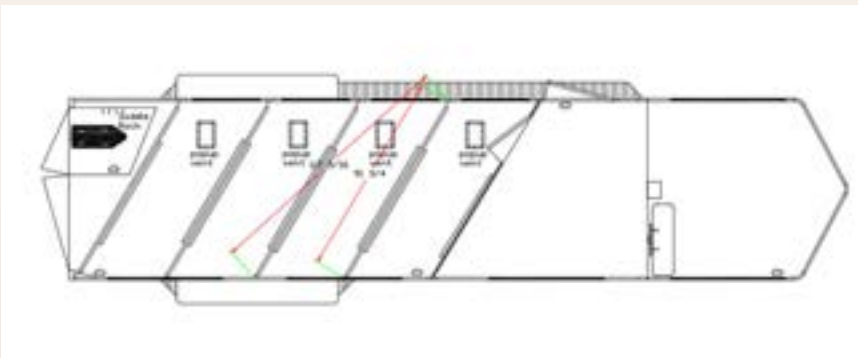
- Fully insulated dressing room, YUP. It's standard.
- Optional Double Side ramp for quick emergency unload
- Unique, safe and functional rear SafeTack® technology
- Z-Frame® tubular head dividers to create more air flow and less stress on your horses.
- A convenient walk thru door from the dress to the horse area.
- SafeBump Roof® and SafeKick® Wall Systems to keep your horses protected.
- Rear facing Horse Trailer Design available (Often referred to as a reverse slant.)



Start designing your trailer *today* with our FREE finder tool!

SafeTack 4 Horse Gooseneck Trailer

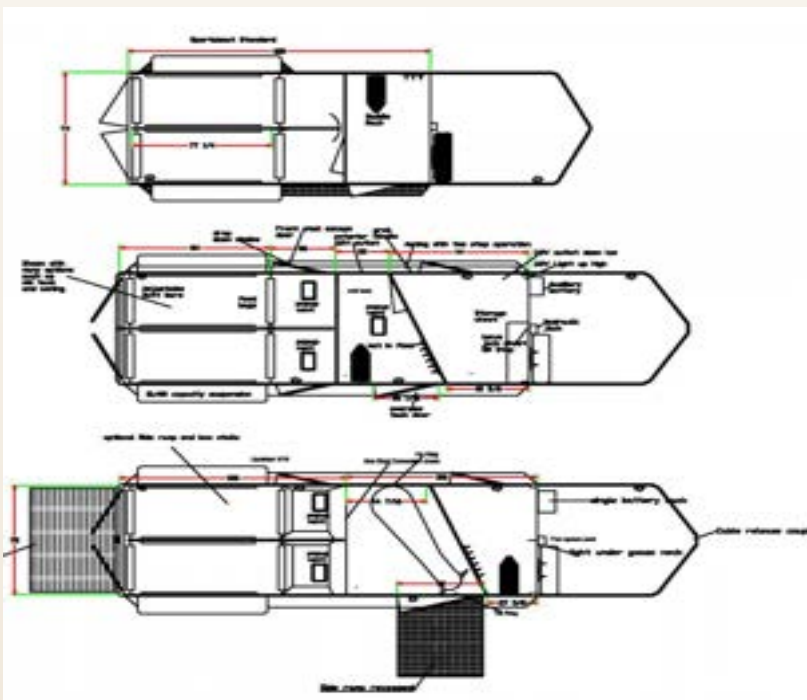
- Z-Frame® technology to create a durable and strong chassis.
- Unique, safe and functional rear SafeTack® technology
- Z-Frame® tubular head dividers to create more air flow and less stress on your horses.
- A convenient walk thru door from the dress to the horse area.
- SafeBump Roof® and SafeKick® Wall Systems to keep your horses protected
- 4 Horse Reverse Slant Design available (Often referred to as rear facing)



Start designing
your trailer *today*
with our FREE
finder tool!

Gooseneck 2 Horse Straight Load Trailers

- Z-Frame® technology to create a durable and strong chassis.
- Z-Frame tubular head dividers to create more air flow and less stress on your horses.
- A convenient walk thru door from the dress to the horse area.
- SafeBump Roof® and SafeKick® Wall Systems to keep your horses protected.



Start designing your trailer *today* with our FREE finder tool!

Gooseneck Horse Trailer Features Available

Features:

- Z-Frame Technology
- 2"x 8" Pressure Treated Pine Flooring on 16" Cross Members
- Walk Thru Door to Horse Area
- EZ Lube Durable Never Adjust Brakes, 12,000 lb axle suspension
- Full Height Rear Doors with SafeTack Design
- 24" Diamond Plate Gravel Guard at Nose
- Running Board Step Down Dressing Room Side
- Carpet in Dressing Room Floor
- SafeTack® Slant Load Design
- Spring Loaded Drop Leg Jack (NOTE: Jack has two speed gearing on this trailer)
- Marker Lights on Fender
- Extra divider on rear stall to prevent horses from backing out when rear doors are opened
- Spare Tire underneath gooseneck
- Z-Frame® slant dividers with hand made padding and safety quiet slam latches
- 24" Walk Through from your dressing room to your horse area
- Horse Area Roof Vents, one per stall aluminum
- Custom hand made padding on dividers and slant wall
- 30" Dress Door Factory Built (more durable than a conventional RV/Camper style door)
- SafeKick® Wall System
- Heat Reflective SafeBump® Roof System with Fiber Composite One Piece, No Leak Panel
- Insulated side walls in horse area for maximum temperature protection and safe, quiet ride
- Floor Mats in Horse Area
- Rechargeable Emergency Breakaway System
- 7-Pin RV Style Plug
- Warranties Available

Please see individual online model descriptions for specific features, warranties, and pricing.



Ready to Start Designing Your New Gooseneck Trailer?



Visit www.doubledtrailers.com.

Use our Trailer Finder to find the right Gooseneck Trailer.

Try Our Interactive Trailer Finder

Then, click “Customize” on any model to start designing your trailer.



As always, feel free to contact us at www.doubledtrailers.com/contact-us/ with any questions.

